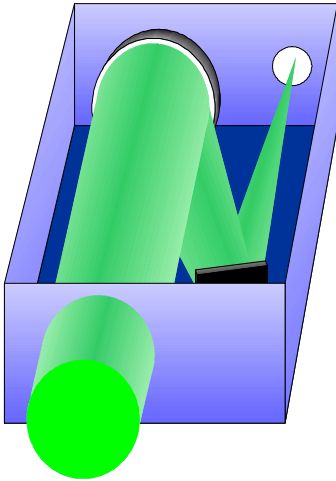
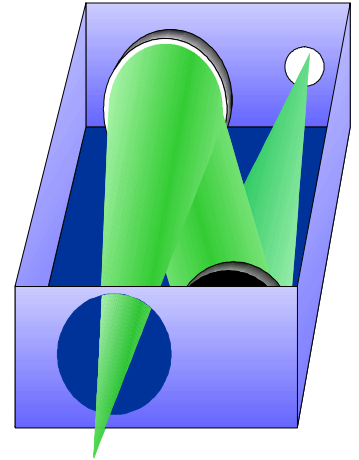


# OL Series 750-10 All-mirror Optics Module

## Collimating

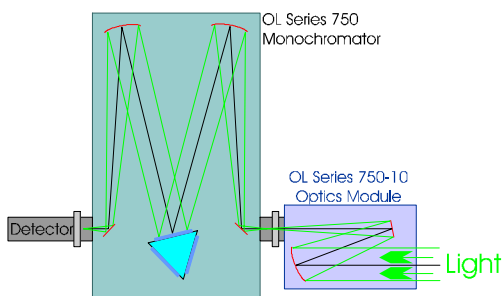


## Imaging

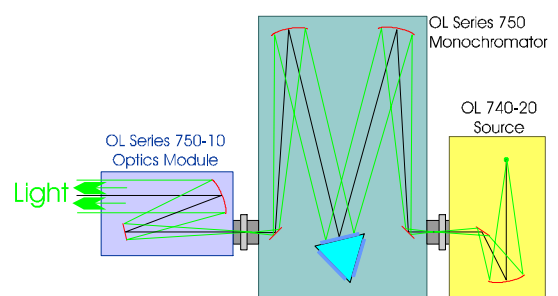


The OL Series 750-10 all-mirror optics modules interface with the OL Series 750 monochromators, matching input or exit beam profiles to a wide range of applications. Featuring:

- Available in collimating (OL 750-10C), imaging (OL 750-10 and OL 750-10SF) and transmittance/reflectance (OL 750-10TR) versions.
- Efficient optical match to OL Series 750 monochromator systems.
- Consistent performance over the entire 200 nm to 30  $\mu\text{m}$  wavelength range.
- Many of the problems associated with lens-based systems are eliminated.
- Controllable collimation or image size.
- Large diameter, highly uniform collimated beam profile.
- Optional fiber coupling for hard-to-reach areas or added flexibility.



OL 750-10 module as input accessory



OL 750-10 module as exit accessory

### OL 750-10C Collimating Module

**Typical applications:** Characterizing the spectral response of small or non-uniform detectors; detector irradiance response; characterizing spectral response and uniformity of CCD, CID and other array detectors; specular reflectance or regular transmittance. Measurements of radiant or luminous intensity.

Beam size .....up to 2 inches (50.8 mm)  
Collimation ..... 1 milliradian to 10 milliradian  
Uniformity\* ..... $\pm 0.2\%$  over central 10mm diameter  
..... $\pm 0.5\%$  over central 20 mm diameter  
..... $\pm 1\%$  over central 30 mm diameter  
..... $\pm 2\%$  over central 50 mm diameter

\* = at 250 mm working distance, 10 milliradian collimation

### OL 750-10SF Imaging Module

**Typical applications:** Characterizing the spectral power response of uniform detectors; characterizing detector uniformity; regular transmittance of small areas. Measurements of radiance or luminance.

Image size ..... 0.5 mm to 5 mm  
Magnification ..... 1:1  
Working distance (to housing) ..... 0.7 inch (17.8 mm)

### OL 750-10 Imaging Module

**Typical applications:** Characterizing the spectral power response of uniform detectors; characterizing large detector uniformity; specular reflectance or regular transmittance of small areas. Measurements of radiance or luminance. Other applications where a long working distance is more important than small image quality.

Image size ..... 1.5 mm to 5 mm  
Magnification ..... 1:1  
Working distance (to housing) ..... 8.75 inches (222 mm)

### OL 750-10TR Transmittance/Reflectance Module

**Typical applications:** Fixed angle specular reflectance of flat samples or variable angle regular transmittance. Sample holders and fixtures are included.

Sample size (reflectance or transmittance) ..... 2 x 2 x 0.25 inches (50.8 x 50.8 x 6.3 mm)  
Reflectance incident angle ..... 9.75 degrees  
Transmittance incident angle ..... 0 to 10 degrees